


## Series 6, Flex induction cooktop, 30 cm, surface mount with frame PXX375FB1E



## The induction hob of the Domino programme: cook quickly, safely and cleanly with low energy consumption.

- **FlexInduction:** more flexibility on your hob for large pots and pans.
- **Comfort Profile:** elegant, appealing design with bevelled front and metal strips on the side.
- **Power Boost:** up to 35% faster heating compared to highest power level.
- **Restart:** restores hob settings in case of an unintentional hob switch-off.
- **Timer with switch-off function:** turns off the assigned cooking zone after the set time.

### Technical Data

Product name/family: ..... Vario/Domino cooking zone cera  
 Built-in / Free-standing: ..... Built-in  
 Energy input: ..... Electric  
 Total number of positions that can be used at the same time: ..... 2  
 Required niche size for installation (HxWxD): 51 x 270 x 490-500 mm  
 Width of the appliance: ..... 306 mm  
 Dimensions: ..... 51x306x527 mm  
 Dimensions of the packed product (HxWxD): ..... 110 x 370 x 573 mm  
 Net weight: ..... 7.7 kg  
 Gross weight: ..... 8.3 kg  
 Location of control panel: ..... Front  
 Basic surface material: ..... Ceramic  
 Color of surface: ..... Black, Alu, brushed  
 Length electrical supply cord: ..... 110 cm  
 EAN code: ..... 4242002839738  
 Voltage: ..... 220-240 V  
 Frequency: ..... 60; 50 Hz



### Optional accessories

HEZ32WA00 Wireless food thermometer, HEZ390011 Stainless Steel roaster with glas lid, HEZ390012 Steaming Rack for Stainless Steel roaste, HEZ390090 Wok Set consisting of 3 Items, HEZ390512 Teppan Yaki (large), HEZ390522 Griddle Plate, HEZ394301 Connecting strip, HEZ9ES100 Espresso maker 4 cups, HEZ9FE280 Iron pan Ø 18 / 28 cm, HEZ9FF010 Flex Pan, large, HEZ9FF030 Flex Pan set, 3 pcs., HEZ9FF040 Flex Pan set, 4 pcs., HEZ9SE040 4 pieces Set, HEZ9SE060 6 pieces Set, HEZ9TY010 Teppan Yaki, HZ390011 Stainless Steel roaster with glas lid

## **Series 6, Flex induction cooktop, 30 cm, surface mount with frame PXX375FB1E**

- Power cord: 1.1 m, connected directly
- adapted to be connected to 1-phase installation

### **The induction hob of the Domino programme: cook quickly, safely and cleanly with low energy consumption.**

---

- 30 cm: space for 2 pots or pans.

#### **Flexibility of cooking zones**

- FlexInduction zone: use cookware of any shape or size anywhere within the 40cm long zone.
- Cooking zone middle: 210 mm, 200 mm, 2.2 KW (max. power 3.7 KW)
- Cooking zone middle: 210 mm, 200 mm, 2.2 KW (max. power 3.7 KW)

#### **Usage convenience**

- touchControl: directly control the power with imprinted touch bar.
- 17 power levels: precisely adapt the heat with 17 power levels (9 main levels and 8 intermediate levels).
- Timer with switch-off function for all zones
- : switches off the cooking zone at the end of the time set (e.g. for boiled eggs).
- Alarm clock
- : an alarm sounds at the end of the time set (e.g. for pasta).
- count-up timer
- : shows how much time has passed since starting the timer (e.g. for potatoes).

#### **Time saving & efficiency**

- PowerBoost function for all zones
- : boil water more quickly thanks to 50% more energy than at the highest standard level.
- QuickStart Function: when switching on, the hob automatically selects the cooking zone with cookware (placed in off-mode).
- ReStart Function: in case of unintentional switch-off, restore all previous settings by switching on the hob again within 4 seconds.

#### **Design**

- ComfortDesign

#### **Safety**

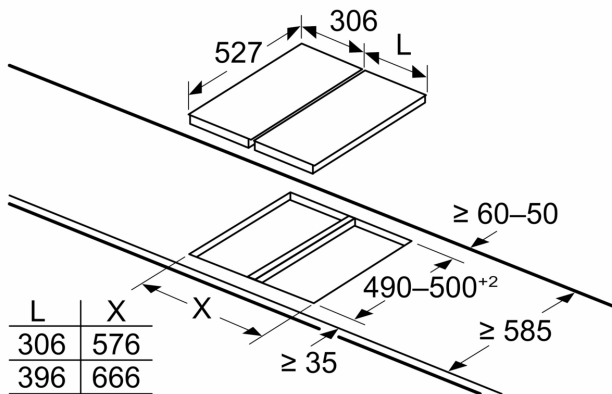
- Digital 2 stage residual heat indicator: indicates which cooking zones are still hot or warm.
- Childproof lock: prevent unintended activation of the hob.
- Main switch: switch off all cooking zones at the touch of a button.
- Safety switch-off: for safety reasons, heating stops after a preset time without interaction.
- Energy consumption display: shows the electricity consumption of the last cooking process.

#### **Installation**

- Dimensions of the product (HxWxD mm): 51 x 306 x 527
- Required niche size for installation (HxWxD mm) : 51 x 270 x (490 - 500)
- Min. worktop thickness: 16 mm
- Connected load: 3700 W
- PowerManagement Function: limit the maximum power if needed (depends on fuse protection of electric installation).

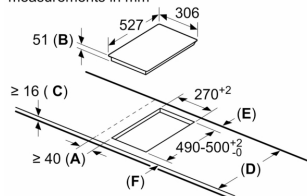
## Series 6, Flex induction cooktop, 30 cm, surface mount with frame PXX375FB1E

Measurements in mm



If two or more elements are installed right next to one another, one or several installation kits are required (2 elements 1 installation kit, 3 elements 2 installation kits, etc.)

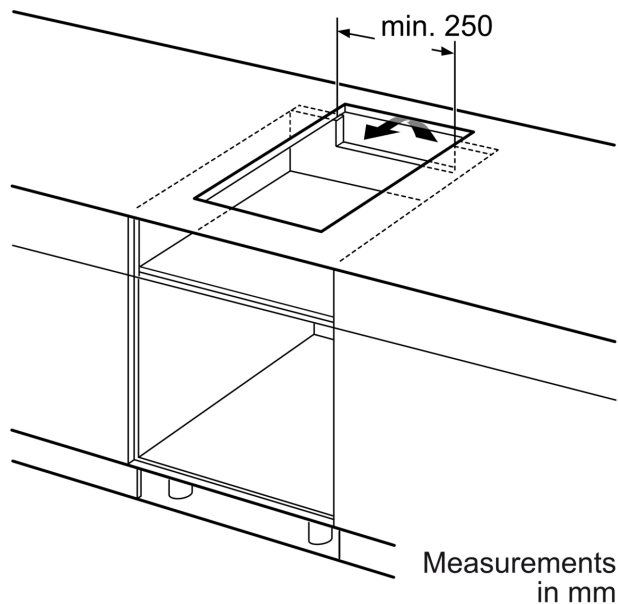
measurements in mm



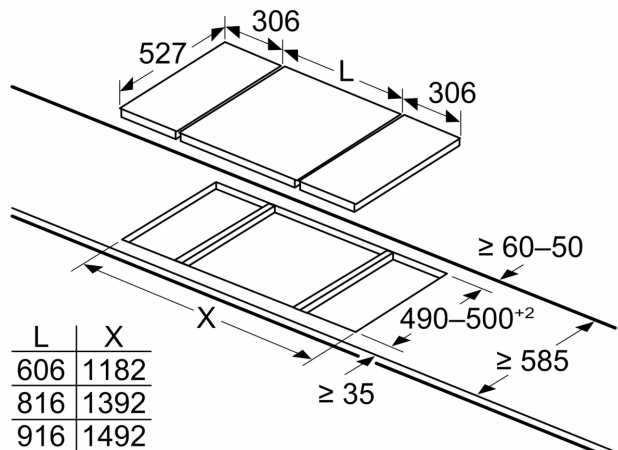
- A:** Minimum distance from the hob cut-out to the wall.  
**B:** Recessed depth.  
**C:** The clearance between the surface of the worktop and the top of the front of the oven must be 30 mm. See space requirements for the oven.

The worktop into which the hob is installed must withstand loads of approx. 60 kg; suitable substructures must be used if required.

| D       | E    | F    |
|---------|------|------|
| 585-600 | 50   | ≥ 35 |
| > 600   | ≥ 50 | ≥ 50 |

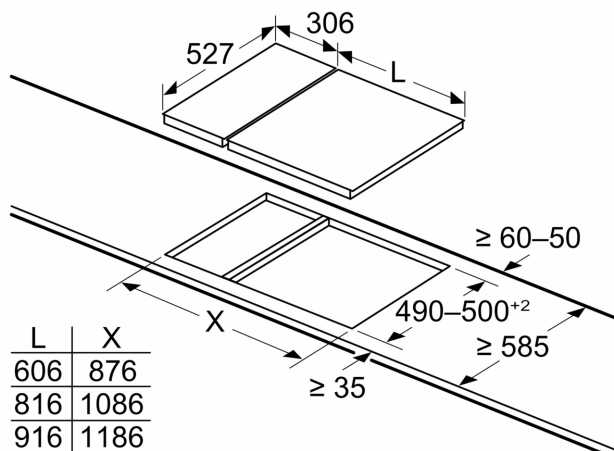


Measurements in mm



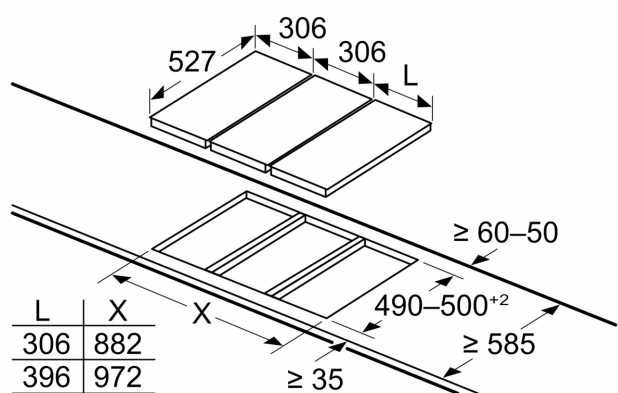
When installing two Domino units right next to a hob, two assembly kits (HEZ394301) are required

Measurements in mm



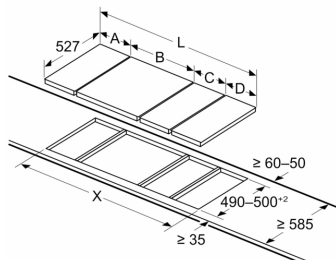
When installing two Domino units right next to a hob, two assembly kits (HEZ394301) are required

Measurements in mm



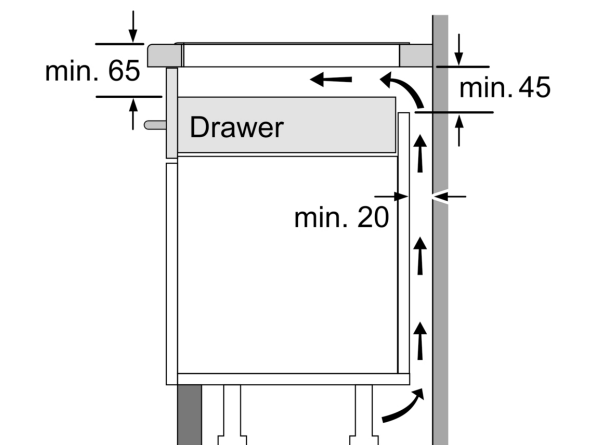
If two or more elements are installed right next to one another, one or several installation kits are required (2 elements 1 installation kit, 3 elements 2 installation kits, etc.)

Measurements in mm  
Picture for the table Domino combination possibilities with corresponding devices and cutout dimensions

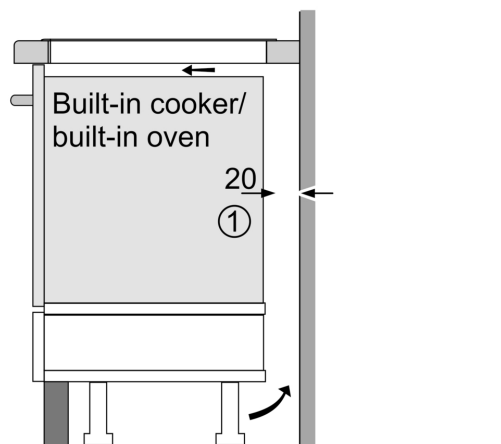


If two or more elements are installed right next to one another, one or several installation kits are required (2 elements 1 installation kit, 3 elements 2 installation kits, etc.)

Cutout dimension (X) depending on the combination (see combination table)



Measurements in mm



①  
Ventilation gap must  
be present.

Measurements in mm

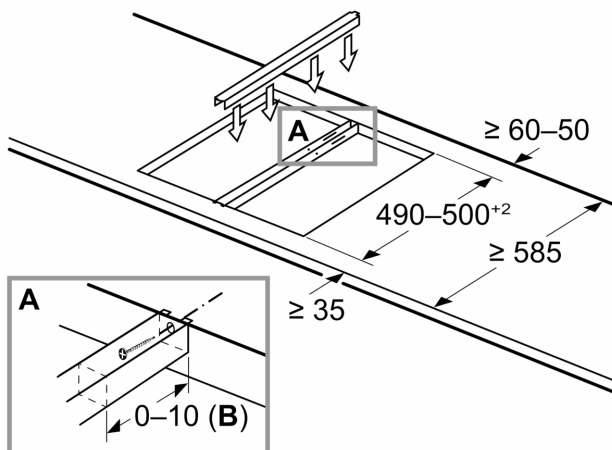
measurements in mm  
Domino combination options with  
corresponding appliance and cut-out dimensions

Width category:  
Appliance width:

|                   | A   | B   | C   | D   | L | X |      |             |
|-------------------|-----|-----|-----|-----|---|---|------|-------------|
| 2x30              | 306 | 306 | -   | -   |   |   | 612  | <b>576</b>  |
| 1x30, 1x40        | 306 | 396 | -   | -   |   |   | 702  | <b>666</b>  |
| 1x30, 1x60        | 306 | 606 | -   | -   |   |   | 912  | <b>876</b>  |
| 1x30, 1x70*       | 306 | 710 | -   | -   |   |   | 1016 | <b>980</b>  |
| 1x30, 1x80        | 306 | 816 | -   | -   |   |   | 1122 | <b>1086</b> |
| 1x30, 1x90        | 306 | 916 | -   | -   |   |   | 1222 | <b>1186</b> |
| 2x40              | 396 | 396 | -   | -   |   |   | 792  | <b>756</b>  |
| 1x40, 1x60        | 396 | 606 | -   | -   |   |   | 1002 | <b>966</b>  |
| 1x40, 1x70*       | 396 | 710 | -   | -   |   |   | 1106 | <b>1070</b> |
| 1x40, 1x80        | 396 | 816 | -   | -   |   |   | 1212 | <b>1176</b> |
| 1x40, 1x90        | 396 | 916 | -   | -   |   |   | 1312 | <b>1276</b> |
| 3x30              | 306 | 306 | 306 | -   |   |   | 918  | <b>882</b>  |
| 2x30, 1x40        | 306 | 306 | 396 | -   |   |   | 1008 | <b>972</b>  |
| 2x30, 1x60        | 306 | 306 | 606 | -   |   |   | 1218 | <b>1182</b> |
| 2x30, 1x70*       | 306 | 306 | 710 | -   |   |   | 1322 | <b>1286</b> |
| 2x30, 1x80        | 306 | 306 | 816 | -   |   |   | 1428 | <b>1392</b> |
| 2x30, 1x90        | 306 | 306 | 916 | -   |   |   | 1528 | <b>1492</b> |
| 1x30, 2x40        | 306 | 396 | 396 | -   |   |   | 1098 | <b>1062</b> |
| 1x30, 1x40, 1x60  | 306 | 396 | 606 | -   |   |   | 1308 | <b>1272</b> |
| 1x30, 1x40, 1x70* | 306 | 396 | 710 | -   |   |   | 1412 | <b>1376</b> |
| 1x30, 1x40, 1x80  | 306 | 396 | 816 | -   |   |   | 1518 | <b>1482</b> |
| 1x30, 1x40, 1x90  | 306 | 396 | 916 | -   |   |   | 1618 | <b>1582</b> |
| 2x40, 1x60        | 396 | 396 | 606 | -   |   |   | 1398 | <b>1362</b> |
| 4x30              | 306 | 306 | 306 | 306 |   |   | 1224 | <b>1188</b> |
| 3x30, 1x40        | 306 | 306 | 306 | 396 |   |   | 1314 | <b>1278</b> |
| 1x30, 1x75        | 306 | 750 | -   | -   |   |   | 1056 | <b>1020</b> |
| 1x40, 1x75        | 396 | 750 | -   | -   |   |   | 1146 | <b>1110</b> |
| 2x30, 1x75        | 306 | 306 | 750 | -   |   |   | 1362 | <b>1326</b> |
| 1x30, 1x40, 1x75  | 306 | 396 | 750 | -   |   |   | 1452 | <b>1416</b> |

\* Not possible with 70 cm induction hob

Measurements in mm  
**Assembly kit (HEZ394301) for Domino**



**B:** Dependent on the cut-out depth